



WOOD PLASTIC COMPOSITE



Tel: 976-75575586

Wechat: xww20141218

Email: cndymn@163.com

CERTIFICATES

COMPANY PHILOSOPHY

企业使命

Create the first-grade environmental product. Make the earth full of green.

创造一流环保产品，让地球充满绿色。

COMPANY VISION

企业愿景

Being the most influential brand in wpc industry

打造塑木第一品牌

OPERATION CONCEPT

经营理念

Produce the first-grade product, Offer the first-class service, Create the first-class value.

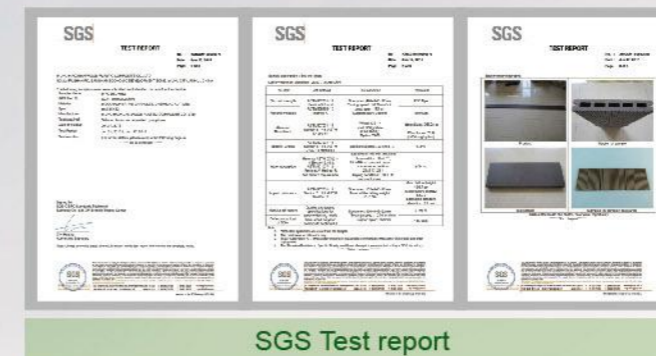

为客户制作卓越产品，为客户提供卓越服务，为客户创造卓越价值。


CORE VALUES

核心价值观

Integrity, win-win, sustainable innovation, get ahead, being practical, thanksgiving.

诚信，共赢，创新，进步，务实，感恩。






MAIN FEATURE WPC PRODUCTS

塑木产品的主要特点

- 1** The appearance and textures offer us a natural wood feeling.
外观和质感上都给人天然木材的感觉。
- 2** Its durable, waterproof and have a good shock resistance.
经久耐用, 防水性能好, 抗冲击力强。
- 3** It has a good UV-resistance, the color can keep as original for a long time.
抗紫外线能力强, 颜色可以保持很久不褪色。
- 4** It has features of low water absorption, insect prevention and corrosion protection.
吸水性能差, 防虫, 防腐蚀。
- 5** Easy installation and with low labor cost.
安装简易, 人工费用低。
- 6** No need painting or glue to install and with low cost of later maintenance.
不需使用油漆和胶水安装, 后期维护成本低。
- 7** It is 100% recycled, environmental friendly product.
是100%可循环利用, 环境友好型产品。
- 8** The product is barefoot friendly with feature of slip-resistance.
产品表面可以赤脚行走, 防滑。
- 9** Can withstand outside temperature from -40°C to 60°C
能够适应于室外-40到+60的摄氏温度。

BRIEF INTRODUCTION OF WPC DECKING



The Main Raw Materials

Wood Plastic Composite decking is made up of 60% wood fiber, 30% high density polyethylene and 10% chemical additives. The raw materials will be mixed together and be extruded from the special moldings under high temperature and pressure, then the decking board formed.

主要原材料

塑木地板是由60%的木粉和30%高密度的塑料粒子加上10%的化学添加剂经高温加热、模具挤压而成。

The Performance and Applications

WPC decking no need painting and no need glue when doing installation, the later maintenance cost is also very low. You can walk on it barefoot and the deck does not crack easily, it is an environmentally friendly material. The application of Hosung WPC decking saves a lot of forest resources. The deck can be used widely in outdoor square, garden deck, swimming pool deck and landscape in some scenic areas.

地板应用与性能

塑木地板不需要使用油漆，不需要胶水，维护成本低。光脚可以踩在地板上。防滑且不易开裂，属于环境友好型材料，它的应用大大节约了森林资源。昊轩塑木地板广泛应用于户外广场，公园，游泳池，景区等。

Three Series of WPC Decking

WPC decking has a complete specification with different surface types and colors. Now we mainly have 3 series, 1st generation classic decking series, 1st generation 3D embossed decking series and 2nd generation co-extrusion 3d embossed decking series. Every series have its feature and bring us a different visual enjoyment.

塑木地板三种系列

塑木地板规格齐全，款式、颜色多样。目前主要有三个系列，传统的一代经典系列，一代深压纹系列，二代共挤深压纹系列，每种系列都有它的特点，都给人带去不一样的视觉享受。

CO-EXTRUSION 3D EMBOSSED DECKING

共挤 3D 花纹地板

Hosung Co-Extrusion 3D embossed decking is a new generation of deck developed on the basis of 3D embossed decking. We add an external polymer coating surrounds the deck.

The external polymer tightly wrapped the core materials which greatly enhanced the UV resistance and wear resistance of the deck. It protects the boards from water, stains and less of color. Also we kept the deck natural wood grain aesthetical characteristics, and its two-coloured surface also offers us a better visual enjoyment.

共挤系列是昊轩在3D深压纹产品的基础上研发推出的新一代塑木地板。我们在原来的地板周围新增了外部的塑料涂层，该塑料涂层均匀而牢固的包裹着内部的芯材层，极大的提升了地板的抗UV性能和耐磨损性能。外部复合涂层能很好的保护地板，防水、防滑、防污渍，防褪色，同时我们保留了地板自然花纹的美学特点，地板表面的两种混色也给我们带来了更好的视觉享受。

Structure Diagram

结构示意图

Capping material:


Engineered acrylic polymer

The outer polymer coating provides exquisite wooden textures and highly improved the slip resistance as well as a good solution for cleaning the oil stains.

Core material:


Wood fiber, high density polyethylene

A great formulation of wood fiber and HDPE to make the core materials making the whole deck strong loading strength and with fire resistance as well as the little water absorption.



Board Profiles

地板类型



100%可循环利用
100% recyclable



低维护成本
Low maintenance cost



防褪色
Fade resistance



耐脏
Stain resistance



耐刮擦
Scratch resistance



防滑
Slip resistance



耐湿
Moisture resistance



防火
Fire resistance



Co-Extruded Dragon Series 共挤龙须纹系列

The Co-Extrusion Dragon series has clear textures and the lines on the decking, it's just like a Dragon shaking its beard, moving forward slowly and leisurely.

该木纹纹理清晰，灵动飘逸，宛如一条徐徐前行的祥龙，摇曳着胡须，缓慢而悠闲。

Co-Extrusion Dragon Colors 共挤龙须纹色板



Co-Extrusion Ancient Wood Series 共挤古木纹系列

The Ancient Wood series brings us an old breath when you first see it. The surface wood grain is so real and when you put your hand on the surface, you will have a special experience just like touching a piece of ancient wood, so we call it Ancient Wood series.

该木纹第一眼见到的时候，带给人一种古老的历史气息。当你用手触及表面，木纹感如此真实，真实到像是用手在触摸一块年代久远的古木。

Co-Extrusion Ancient Wood Colors 共挤古木纹色板



3D EMBOSSED DECKING


3D 深压纹地板

3D embossed decking is pioneered by Hosung Company in WPC decking industry, which focus on developing the decking surface wood grains. We replaced the traditional grooved looks with the beautiful and flexible wood grains. By adding different wood grains, the decking art features are greatly enriched, more choices been offered to clients. The deck is made from the natural wood fibers and high density recycled PE with a special formulation, which makes it have both wood and plastic advantages like waterproof, oilproof, anti-slippery, wear-resistance, corrosion-resistance and not easy to fade. It can be adapted to hostile environment, which is suitable for using in garden, swimming pool, park and seaside areas.

3D深压纹地板是昊轩公司在户外塑木地板行业，针对地板表面纹理做的首次创新。该产品一经推出就获得了市场的认可。我们用灵动美丽的花纹替代了传统地板单调的线条外观，通过花纹种类的增加，丰富了地板的艺术特性，给客户提供了更多的选择。地板通过天然木纤维与高密度环保塑料的比例配方组合，使其既具有天然木头的外观又有塑料的强度和韧度，防水、防滑、耐磨、耐腐，还不易褪色，能够适应外部严苛的自然环境，适合庭院、泳池、公园、海边等场所使用。

3D Embossed Decking Profiles

3D 深压纹地板型材



3D Embossed Dragon Series

3D 龙须纹系列

The Co-Extrusion Dragon series has clear textures and the lines on the decking, it's just like a Dragon shaking its beard, moving forward slowly and leisurely.

该木纹纹理清晰，灵动飘逸，宛如一条徐徐前行的祥龙，摇曳着胡须，缓慢而悠闲。

3D Embossed Dragon Colors

3D 龙须纹色板





3D Embossed Cloud Series

3D 云峰纹系列

The Cloud series is like many clouds getting together,also like peaks rising one after another,sometimes appear and sometimes disappear,the mysterious patterns make us full of imaginations.

该系列木纹如云峰聚在一起，层峦叠嶂，连绵起伏，顺间瞥见，便让人浮想联翩。

3D Embossed Cloud Colors

3D 云峰纹色板



3D Embossed Banyan Series

3D 菩提纹系列

The Banyan series looks very different,the wood grains rippled from middle to around,it seems regular but some places show difference.The shape of pattern is just like banyans borned with wisdom which enlightened us.Its simple and natural which bring us an elegant ease.

该木纹由内而外的荡漾，规则中又有一丝不同。似圆非圆，似缘非缘。仿佛天生带着智慧，给人以启迪。一木一菩提，既不庸俗，又不奢华，朴实自然，更添风雅。

3D Embossed Banyan Colors

3D 菩提纹色板





3D DEEP EMBOSSED SERIES DIY DECKING TILES

3D 深压纹桑拿板

3D Embossed Ancient Wood Series

3D 古木纹系列

The Ancient Wood series brings us an old breath when you first see it. The surface wood grain is so real and when you put your hand on the surface, you will have a special experience just like touching a piece of ancient wood, so we call it Ancient Wood series.

该木纹第一眼见到的时候，带给人一种古老的历史气息。当你用手触及表面，木纹感如此真实，真实到像是用手在触摸一块年代久远的古木。

3D Embossed Ancient Wood Colors

3D 古木纹色板





3D DEEP EMBOSSED WALL CLADDING

3D 深压纹墙板

Wall Cladding Profiles 墙板型材



FW156Q21B



FW156Q21C



FW156Q21D

3D DEEP EMBOSSED FENCE BOARD

3D 深压纹围栏板



Accessories 围栏板辅件



HXAB-01



HXAP-01



HXSC-01



HXFP01



HXFC01

WPC DECKING

塑木地板


WPC Decking is one of the most widely used wood plastic composite profiles. Because its superior performance, easy installation, high cost-effective and resource recycling characteristics that welcomed by the majority of customers. The main advantages of Hosung WPC are as following. high strength and hardness, anti-insect, anti-corrosion and no cracking. Even a long time after installation, it still keeps the stable color and no need the later maintenance.

Hosung WPC Decking also has the extensive applications. It's mainly applied in outdoor garden, landscape, bridge, plank and home garden covering projects.

昊轩塑木地板是塑木复合材料中运用最广泛的材料之一，因为性能优越，安装简易，性价比高，能够循环利用资源等诸多优点而深受广大用户青睐。昊轩塑木地板最大的优势体现为：强度好，硬度高，防虫，防腐，防开裂，地板安装后在很长的时间内依然保持色泽稳定，无需后期维护。

昊轩塑木地板用途广泛，主要应用于户外公园，园林景观，桥，栈道，庭院等地面铺装工作。

Decking Profiles 地板型材



Decking Accessories 地板辅件




DIY DECKING TILES

桑拿板

Hosung WPC interlock deck tile has various styles and easy installation. It's applied for home garden, balcony, bathroom and kitchen floor covering.

昊轩DIY地板款式多样，安装简单，适用于庭院，阳台，浴室，厨房等地板的铺装。

DIY Decking Types 桑拿板款式



Colors 颜色



WPC WALL CLADDING


塑木墙板

Hosung WPC wall cladding is mainly for outdoor wall decorations, which includes sun shading board, louver and siding board. The natural wood embossings leave us a beautiful visual sense. Also the easy installation makes it be the first choice for many customers.

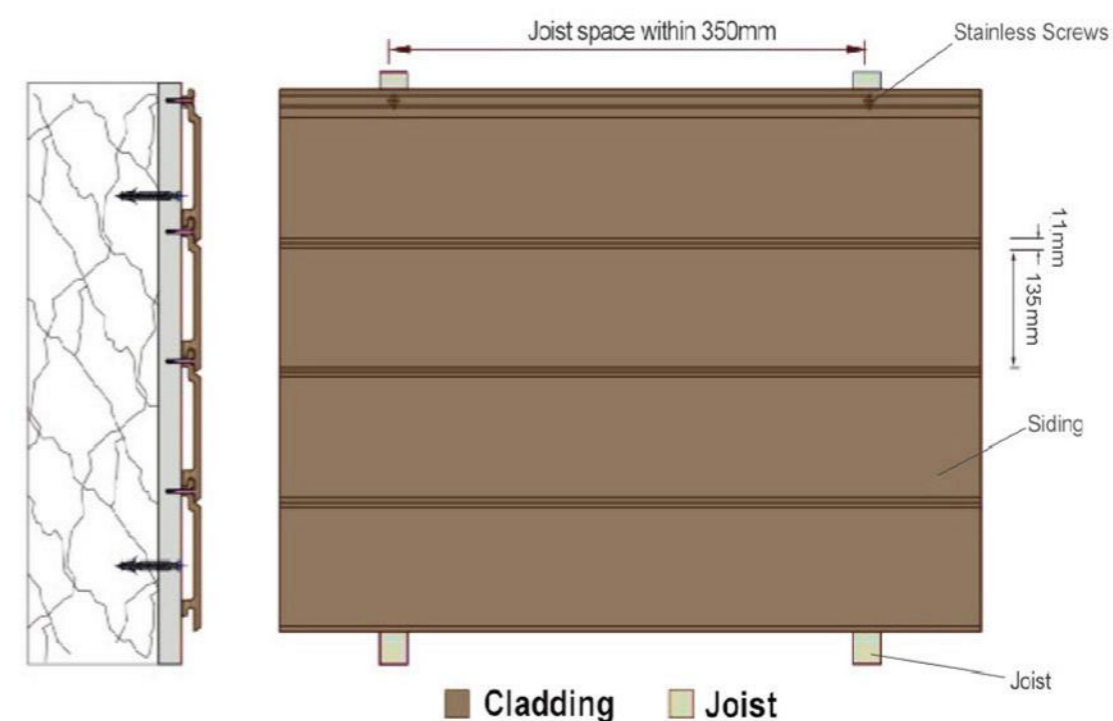
昊轩塑木墙板主要用于外墙的装饰，包括遮阳板，百叶窗，挂墙板。墙板自然木质的平面压纹，给人自然美观的视觉感受。再加上简易的安装，使之成为很多客户的不二选择。



Wall Cladding Profiles 墙板型材



Wall Cladding Installation 墙板安装



Accessories 墙板辅件





FENCING & RAILING SERIES

塑木护栏 & 围栏

Hosung WPC fencing have various types and we can design different fencing styles according to customers' requirements. Our fencing looks elegant, no matter it's applied in garden, courtyard, villas or squares, it can be intergrated in nature and shows the beauty and elegance.

昊轩塑木护栏和围栏系列产品款式齐全，可以根据客户的要求设计出各种不同风格的款式。我们的护栏和围栏外观优美，无论用在花园，庭院，别墅，还是在小区，广场，都能与自然结合，把美丽与优雅发挥到极致。




Fencing & Railing Profiles 护栏 & 围栏型材



Accessories 护栏辅件



Railing Installations 护栏安装示意图



PERGOLA SERIES

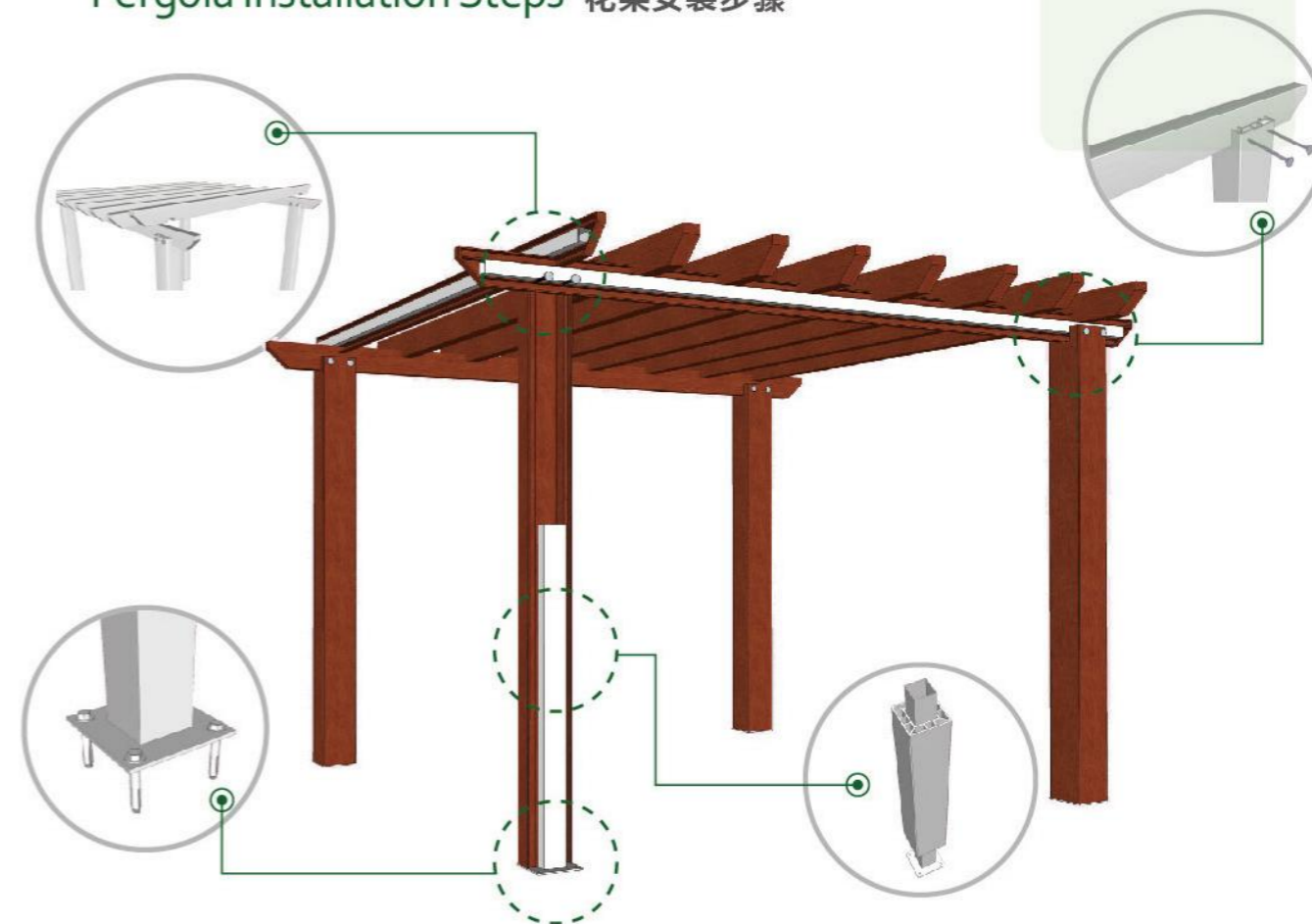
塑木花架

Hosung WPC pergola series adopt the unique design of hollow board, which not only saves the cost, but also saves the time on installation. It has brighter color, stronger visual sense and lower maintenance cost when compared with the traditional anti-corrosive wood.

奥轩塑木花架的整体型材都是采用独特的空心型材设计，这样不仅节约了成本，而且在安装上也节约了很多时间。与传统的防腐木花架比起来，它的颜色更加鲜明，视觉效果更强烈，后期维护成本也更低。



Pergola Installation Steps 花架安装步骤



Pergola Profiles 花架型材



Pergola Accessories 花架辅件





OTHER WPC APPLICATIONS

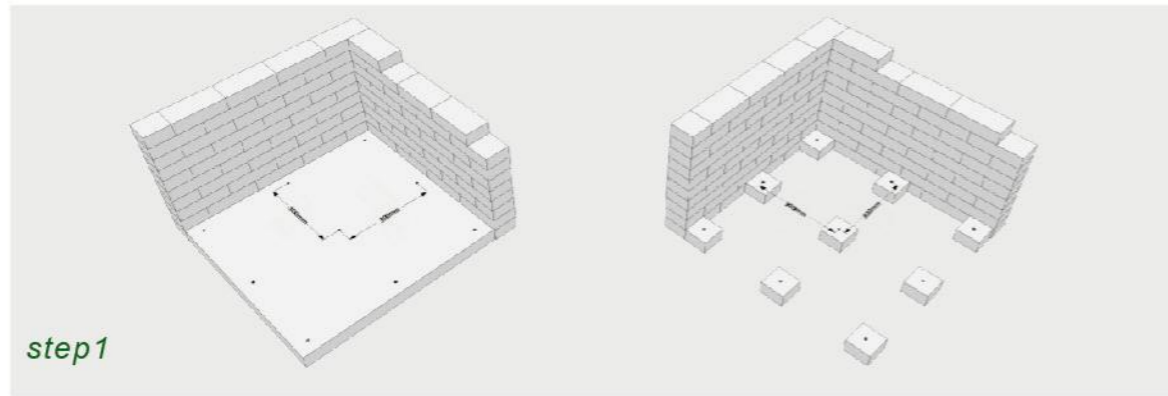
塑木的其他应用

WPC has wide-range applications, which can also be applied in long chair, flower pot, wooden house, pallet and so on. The developing and application of WPC saved the forest resources, and it also lead more people make their contributions to the eco-environment protection and a better homeland establishing.

塑木用途广泛，还可以用于制作长椅，花箱，木屋，托盘等等。塑木的开发和利用大大节约了森林资源，同时也在无形中带领更多的人为保护生态环境，建立友好家园做出贡献。

DECKING INSTALLATIONS

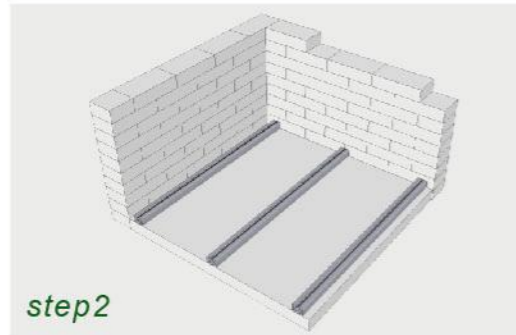
地板的安装步骤



step1

Before fixing the joist, make sure the ground are clean and flat. Punching holes in the installation area with impact drill. Recommended widthways and lengthways distance between 2 holes is 30cm, knock the expansion pipe into the holes and make sure it is tight enough and will not expose.

安装之前,要确定地面的坚硬和平整以保证龙骨能够贴合在地面上。需要铺地板的区域用冲击钻打孔。横向和纵向孔距在30cm。在打好的孔中预埋塑料膨胀管,膨胀管不能外露,建议使用外径为6mm的膨胀管。



step2

Take expansion pipes as centre line and lay joists on the line. Drill corresponding holes in the joist and fix the screws into the expansion pipes through the holes.

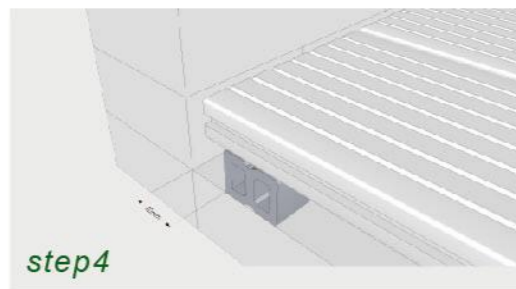
以膨胀管作为中心线,把龙骨平稳铺在中心线上,使用手枪钻引眼打穿龙骨,将螺丝钉打入相应的膨胀管内。



step3

Extra fixing of expansion bolts are necessary on both joists near juncture. The holes should be at least 3cm to the end of joist.

两根龙骨的垂直接缝处要在顶端打入膨胀螺栓。



step4

Allowing for the expansion and maintenance, sufficient distance against your terrace and by obstructions such as walls, fences, trees etc. should be at least 3cm.


如果地板紧贴墙面安装,龙骨应和墙面保持至少3cm的间隙。



step5

Put first decking board on vertical way of joist, fasten the first decking board by screw (PS: not use clips) at outside the decking. The position and direction should be accurate guaranteed to be the reference for the following decks.

将地板沿着与龙骨垂直的方向(地板与龙骨之间的夹角为90度)摆放平整。终端地板可以先用螺丝固定在龙骨上,以保证其作为后面地板的参考标准。



step6

First deck should be fasten directly by screw instead of clips. 第一块地板直接用螺丝固定,不需要卡扣。



step7

Place the clip & screw in the right position and screw it, insert the second decking board into the clips then repeat this process.

把卡扣螺丝放到正确的位置然后打进去,把第二块地板嵌入卡扣,接下来的地板都按此方式安装。



step8

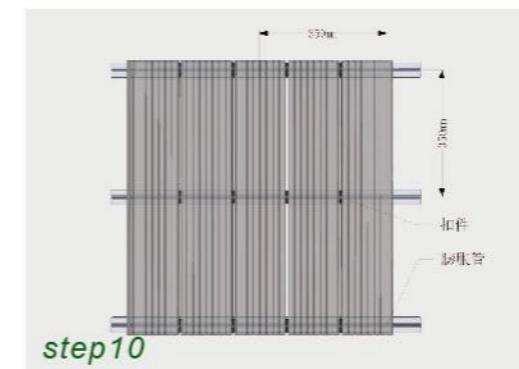
Two joists are needed for each deck at the juncture. 接头处需两块龙骨拼合。



step9

In case of the deformation caused by temperature change, the joist should not be too tightly connected. We recommend 3cm distance between two joists.


为应对由于温度变化产生的形变,龙骨接缝处要保持3cm的间距。



step10

Review of the whole decking system.

整体预览一下地板的安装。



step11

Fasten the external sides of the last decking the same way as first one. Install end cover and decoration cover if necessary.

最后一块地板也像第一块地板一样外沿用螺丝固定,包边最后固定。