

ОЛОН ТӨРЛИЙН ЗОРИУЛАЛТАЙ ШАТ

TELESCOPIC LADDER SERIES 伸缩梯系列



strong
安全坚固



anti-slip shoes
防滑脚套



material thickness:1.3mm
壁厚1.3mm



easy to store
易储存



Fasten belt
黑色加宽绑带



Black switch
安全黑色开关



Portable handheld device
便携手持装备



may choose colour
颜色选择



One-time contraction
一次性收缩



NO.WG601-380B

THICKNESS:1.3MM

MAX LOAD:150KG

PACKING: CARTON BOX

Item no.	Elongation dimension	Contraction dimension	Step distance	Package size	N.W/G.W	20'	40"	40"HQ	Only for China 内销	
型号	伸长尺寸	收缩尺寸	步距	包装尺寸	净重/毛重	20'	40"	40"HQ	包装尺寸	净重/毛重
WG601-200	2.0m	0.68m	30cm	70.5x47x8cm	4.7/5.3kg	1056	2188	2565	69x48x8cm	4.7/5.4kg
WG601-260	2.6m	0.74m	30cm	76x47x8cm	6.3/7.0kg	980	2030	2380	78x49x9cm	6.9/7.8kg
WG601-320	3.2m	0.80m	30cm	81.5x48x9cm	8.2/9.1kg	795	1647	1931	84x50x9cm	8.7/9.7kg
WG601-380	3.8m	0.86m	30cm	88.5x49x10cm	10.3/11.3kg	646	1337	1568	90x50x9cm	10.9/12.0kg
WG601-410	4.1m	0.89m	30cm	92x49x10cm	10.9/11.8kg	621	1286	1508	93x50x10cm	11.5/12.7kg
WG601-440	4.4m	0.92m	30cm	94x49x10cm	12.1/13.0kg	608	1260	1476	96x50x10.5cm	12.7/13.9kg

ОЛОН ТӨРЛИЙН ЗОРИУЛАЛТАЙ ШАТ

TELESCOPIC LADDER SERIES 伸缩梯系列



lock



unlock



anti-slip shoes
防滑脚套



NO.WG600-260



time-by-time contraction
多次收缩



NO.WG600-320



THICKNESS:1.3MM

MAX LOAD:150KG

PACKING: CARTON BOX

Item no.	Elongation dimension	Contraction dimension	Step distance	Package size	N.W/G.W	20'	40"	40"HQ
型号	伸长尺寸	收缩尺寸	步距	包装尺寸	净重/毛重	20'	40"	40"HQ
WG600-200	2.0m	0.68m	30cm	70.5x47x8cm	4.9/5.5kg	1056	2188	2565
WG600-260	2.6m	0.74m	30cm	76x47x8cm	6.6/7.3kg	980	2030	2380
WG600-290	2.9m	0.77m	30cm	79.5x48x8cm	7.4/8.3kg	917	1900	2227
WG600-320	3.2m	0.80m	30cm	81.5x48x9cm	8.3/9.2kg	795	1347	1931
WG600-380	3.8m	0.86m	30cm	88.5x49x10cm	10.4/11.4kg	646	1337	1568
WG600-410	4.1m	0.89m	30cm	92x49x10cm	11.1/12.0kg	621	1286	1508
WG600-440	4.4m	0.92m	30cm	94x49x10cm	12.4/13.3kg	608	1260	1476

ОЛОН ТӨРЛИЙН ЗОРИУЛАЛТАЙ ШАТ

A TYPE TELESCOPIC LADDER SERIES 人字伸缩梯



easy to store
易储存



easy to carry
携带方便



lock



unlock



anti-slip shoes
防滑脚套



supporting bar
支撑杆



anti-slip shoes
防滑脚



Portable handheld device
便携手持装备



NO.WG600-400



NO.WG600-580



THICKNESS:1.3MM

MAX LOAD:150KG

PACKING: CARTON BOX

Item no.	Elongation dimension	Contraction dimension	Step distance	Package size	N.W/G.W	20'	40"	40"HQ	Only for China 内销	
型号	伸长尺寸	收缩尺寸	步距	包装尺寸	净重/毛重	20'	40"	40"HQ	包装尺寸	净重/毛重
WG600-340	1.4+2.0m	0.68m	30cm	70x50x19cm	8.40/9.40kg	409	848	994	73x50x19cm	8.40/9.40kg
WG600-460	2.0+2.6m	0.74m	30cm	75x50x19cm	11.8/12.9kg	370	767	900	78x50x19cm	11.8/12.9kg
WG600-580	2.6+3.2m	0.80m	30cm	81x50x19cm	16.2/17.5kg	337	699	819	84x50x19cm	16.2/17.5kg
WG600-700	3.2+3.8m	0.86m	30cm	87x50x20cm	20.6/21.9kg	315	652	765	90x50x20cm	20.6/21.9kg
WG600-400	2.0+2.0m	0.68m	30cm	70x50x19cm	9.60/10.6kg	409	848	994	73x50x19cm	10.2/11.0kg
WG600-520	2.6+2.6m	0.74m	30cm	75x50x19cm	13.1/14.3kg	370	767	900	78x50x19cm	14.1/15.5kg
WG600-640	3.2+3.2m	0.80m	30cm	81x50x19cm	17.6/18.9kg	337	699	819	84x50x19cm	18.1/19.3kg
WG600-760	3.8+3.8m	0.86m	30cm	87x50x20cm	21.9/23.2kg	315	652	765	90x50x20cm	22.4/23.8kg

ОЛОН ТӨРЛИЙН ЗОРИУЛАЛТАЙ ШАТ

DOUBLE-USING TELESCOPIC LADDER 关节两用伸缩梯



EN131-6的标准



PACKING: CARTON BOX

THICKNESS:1.3MM

MAX LOAD:150KG

Item no.	Elongation dimension	Contraction dimension	Step distance	Pack size	N.W/G.W	20'	40"	40"HQ
型号	伸长尺寸	收缩尺寸	步距	包装尺寸	净重/毛重	20'	40"	40"HQ
WG700-260	2.6M	0.84M	30.3CM	84X50X11CM	8.0/9.0KG			
WG700-320	3.2M	0.90M	30.3CM	90X62X11CM	11.24/12.24KG			
WG700-380	3.8M	0.96M	30.3CM	96X62X11CM	14.71/15.71KG			

ОЛОН ТӨРЛИЙН ЗОРИУЛАЛТАЙ ШАТ

DOUBLE-USING TELESCOPIC LADDER 关节两用伸缩梯



single ladder
单梯



NO.WG601-380A



NO.WG601-440A



"A" type
人字梯

THICKNESS:1.3MM **MAX LOAD:150KG**

PACKING: CARTON BOX

Item no.	Elongation dimension	Contraction dimension	"A" type height	Step distance	Package size	N.W/G.W	20'	40"	40"HQ
型号	伸长尺寸	收缩尺寸	人字梯高度	步距	包装尺寸	净重/毛重	20'	40"	40"HQ
WG601-320A	3.2m	0.85m	1.55m	30cm	84x50x19cm	11.5/12.7kg	351	727	852
WG601-380A	3.8m	0.88m	1.84m	30cm	89x50x19cm	13.4/14.6kg	331	686	804
WG601-440A	4.4m	0.91m	2.13m	30cm	91x50x19cm	15.6/16.9kg	324	671	787
WG601-500A	5.0m	0.94m	2.42m	30cm	95x50x19.5cm	17.9/19.2kg	302	626	734
WG601-560A	5.6m	0.97m	2.72m	30cm	99x50x20cm	20.1/21.4kg	283	586	687
WG601-640A	6.4m	1.06m	3.10m	39cm	108x51x20cm	20.7/22.3kg	254	526	617

ОЛОН ТӨРЛИЙН ЗОРИУЛАЛТАЙ ШАТ

DOUBLE-USING TELESCOPIC LADDER 关节两用伸缩梯



Portable handheld device
便携手持装备

Standard Configuration
标准配置



NO.WG601-380B

NO.WG601-320B



NO.WG601-440B


THICKNESS:1.3MM **MAX LOAD:150KG**

PACKING: CARTON BOX

Item no.	Elongation dimension	Contraction dimension	"A" type height	Step distance	Package size	N.W/G.W	20'	40"	40"HQ	Only for China 内销
型号	伸长尺寸 /	收缩尺寸	人字梯高度	步距 H:	包装尺寸	净重/毛重	20'	40"	40"HQ	净重/毛重
WG601-320B	3.2m	0.85m	1.55m	30cm	84x50x19cm	12.1/13.3kg	351	727	852	12.1/13.9kg
WG601-380B	3.8m	0.88m	1.84m	30cm	89x50x19cm	14.0/15.2kg	331	686	804	14.0/15.8kg
WG601-440B	4.4m	0.91m	2.13m	30cm	91x50x19cm	16.2/17.5kg	324	671	787	16.2/18.1kg
WG601-500B	5.0m	0.94m	2.42m	30cm	95x50x19.5cm	18.5/19.8kg	302	626	734	18.5/10.4kg
WG601-560B	5.6m	0.97m	2.72m	30cm	99x50x20cm	20.7/22.0kg	283	586	687	20.7/22.6kg
WG601-640B	6.4m	1.06m	3.10m	39cm	108x51x20cm	21.3/22.9kg	254	526	617	21.3/23.5kg

ОЛОН ТӨРЛИЙН ЗОРИУЛАЛТАЙ ШАТ

HOUSEHOLD ALUMINUM LADDER 家用铝梯



superwide steps
超宽踏板



super strong frame
超稳固结构



anti-slip shoes
防滑脚套



safety groove
安全卡扣



NO.WG604-4



NO.WG604-5

THICKNESS:1.2MM

MAX LOAD:150KG

PACKING: SHRINK WRAP

Item no.	NO.of step	Use height	Step distance	Open size	Pack size(2PCS)	N.W/G.W	20'	40"	40"HQ	Only for China 内销(4个/箱)	
型号	步数	使用高度	步距	展开尺寸	包装尺寸	净重/毛重	20'	40"	40"HQ	包装尺寸	毛重
WG604-3	3	59cm	20cm	110x59.5x40.5cm	117.5x66.5x12.5cm	2.7/2.8kg	573	1187	1392	117.5x67.5x26cm	12.8kg
WG604-4	4	79cm	20cm	130x73x42.5cm	138.5x69x12.5cm	3.2/3.3kg	469	971	1138	138.5x70x26cm	15.1kg
WG604-5	5	99cm	20cm	150x85x45cm	159.5x71.5x12.5cm	3.7/3.8kg	393	814	954	159.5x72.5x26cm	17.4kg
WG604-6	6	118cm	20cm	170x97x48cm	180.5x74x12.5cm	4.2/4.3kg	335	695	815	180.5x75x26cm	19.6kg
WG604-7	7	138cm	20cm	188x109x50cm	201.5x76.5x12.5cm	4.8/4.9kg	291	602	706	201.5x77.5x26cm	22.2kg
WG604-8	8	158cm	20cm	209x122x52.5cm	222.5x76x12.5cm	5.4/5.5kg	265	549	643	222.5x80x26cm	25.3kg
WG604-9	9	177cm	20cm	228x131x55cm	243.5x81.5x12.5cm	6.1/6.2kg	226	468	548	243.5x82.5x26cm	28.8kg

ОЛОН ТӨРЛИЙН ЗОРИУЛАЛТАЙ ШАТ

HOUSEHOLD ALUMINUM LADDER 家用D型铝梯

●easy hanging and storage(简单实用)

 GREEN

 ORANGE

 BLUE


may choose colour
颜色选择



superwide steps
超宽踏板



anti-slip shoes
防滑脚套



color colodion handrail
彩色胶棉扶手



NO.WG604-4A



NO.WG604-5A

THICKNESS:1.0MM

MAX LOAD:150KG

PACKING: CARTON BOX

Item no.	NO.of step	Use height	Step distance	Open size	Package size (4pcs)	N.W/G.W	20'	40"	40"HQ
型号	步数 	使用高度	步距 	展开尺寸	包装尺寸(4台)	净重/毛重	20'	40"	40"HQ
WG604-3A	3	68cm	24.5cm	117x55x48cm	127x24x44cm	3.2/3.2kg	853	1766	2071
WG604-4A	4	92cm	24.5cm	142x70x50cm	152x24x45cm	3.9/4.0kg	697	1443	1692
WG604-5A	5	117cm	24.5cm	165x86x52cm	178x24x46cm	4.9/5.0kg	582	1205	1414
WG604-6A	6	142cm	24.5cm	192x100x56cm	205x24x47cm	5.7/5.8kg	495	1024	1201

ОЛОН ТӨРЛИЙН ЗОРИУЛАЛТАЙ ШАТ

HOUSEHOLD IRON LADDER 家用铁梯


●safety、strong、beautiful (安全、坚固、美观)



superwide steps
超宽踏板



anti-slip rubber treads
防滑橡胶脚垫



anti-slip shoes
防滑脚套



safety groove
安全卡扣



NO.WG604-4B



NO.WG604-6B

THICKNESS:1.0MM

MAX LOAD:150KG

PACKING: CARTON BOX

Item no.	NO.of step	Use height	Step distance	Open size	Package size (4PCS)	N.W/G.W	20'	40"	40"HQ
型号	步数	使用高度	步距	展开尺寸	包装尺寸(4台)	净重/毛重	20'	40"	40"HQ
WG604-2B	2	44cm	23.5cm	90x45x48cm	97x25x48.5cm	4.5/4.6kg	952	1972	2313
WG604-3B	3	68cm	23.5cm	112x64x48cm	123x25x48.5cm	6.1/6.2kg	751	1555	1824
WG604-4B	4	92cm	23.5cm	134x83x48cm	149x25x48.5cm	7.8/7.9kg	620	1284	1506
WG604-5B	5	116cm	23.5cm	156x102x48cm	175x25x48.5cm	9.7/9.8kg	528	1093	1282
WG604-6B	6	140cm	23.5cm	168x121x48cm	201x25x48.5cm	11.3/11.4kg	460	952	1116

ОЛОН ТӨРЛИЙН ЗОРИУЛАЛТАЙ ШАТ

HOUSEHOLD IRON LADDER 家用铁梯

● safety、strong、beautiful (安全、坚固、美观)



safety groove
安全卡扣



anti-slip shoes
防滑后脚垫



superwide steps
超宽踏板



arc design 圆弧设计
more humane 更人性
more beautiful 更美观



NO.WG604-4C



NO.WG604-5C

THICKNESS:1.0MM

MAX LOAD:150KG

PACKING: CARTON BOX

Item no.	NO.of step	Use height	Step distance	Open size	Package size (4PCS)	N.W/G.W	20'	40"	40"HQ
型号	步数	使用高度	步距	展开尺寸	包装尺寸(4台)	净重/毛重	20'	40"	40"HQ
WG604-2C	2	44cm	23.5cm	89x48x47cm	108x25x48.5cm	4.6/4.7kg	855	1771	2077
WG604-3C	3	68cm	23.5cm	107x67x47cm	130x25x48.5cm	6.2/6.4kg	711	1472	1726
WG604-4C	4	92cm	23.5cm	130x86x47cm	156x25x48.5cm	7.9/8.0kg	592	1226	1438
WG604-5C	5	116cm	23.5cm	154x103x47cm	181x25x48.5cm	10/10.1kg	510	1057	1239
WG604-6C	6	140cm	23.5cm	179x120x47cm	207x25x48.5cm	11.8/11.9kg	446	924	1084

ОЛОН ТӨРЛИЙН ЗОРИУЛАЛТАЙ ШАТ

HOUSEHOLD STAINLESS STEEL LADDER 家用不锈钢梯

●with anti-aging,anti-corrosion,sunscreen,antifreeze,light and easy to fold,,durable,etc.
(具有抗老化, 抗腐蚀, 防晒, 防冻, 防雨淋, 轻便, 易拆叠, 耐用等特点)

- GREEN
- ORANGE
- BLUE

may choose colour
颜色选择



superwide steps
超宽踏板




anti-slip shoes
防滑脚套



color colloid handrail
彩色胶棉扶手



NO.WG604-4D



NO.WG604-5D

MAX LOAD:150KG

PACKING: CARTON BOX

Item no.	NO.of step	Use height	Step distance	Open size	Package size (4PCS)	N.W/G.W	20'	40"	40"HQ
型号	步数	使用高度	步距	展开尺寸	包装尺寸(4台)	净重/毛重	20'	40"	40"HQ
WG604-3D	3	68cm	24.5cm	117x55x48cm	127x24x44cm	3.7/3.8kg	853	1766	2071
WG604-4D	4	92cm	24.5cm	142x70x50cm	152x24x45cm	4.7/4.8kg	697	1443	1692
WG604-5D	5	117cm	24.5cm	165x86x52cm	178x24x46cm	5.8/5.9kg	582	1205	1414
WG604-6D	6	142cm	24.5cm	192x100x56cm	205x24x47cm	6.6/6.7kg	495	1024	1201

ОЛОН ТӨРЛИЙН ЗОРИУЛАЛТАЙ ШАТ

HOUSEHOLD STAINLESS STEEL LADDER 家用不锈钢梯

- with anti-aging,anti-corrosion,sunscreen,antifreeze,light and easy to fold,,durable,etc.
(具有抗老化, 抗腐蚀, 防晒, 防冻, 防雨淋, 轻便, 易拆叠, 耐用等特点)



superwide steps
超宽踏板



color collodion handrail
彩色胶棉扶手

 GREEN

 ORANGE

 BLUE

may choose colour
颜色选择



NO.WG604-3E



NO.WG604-5E

MAX LOAD:150KG

PACKING: CARTON BOX

Item no.	NO.of step	Use height	Step distance	Open size	Package size (4PCS)	N.W/G.W	20'	40"	40"HQ
型号	步数 	使用高度	步距 	展开尺寸	包装尺寸(4台)	净重/毛重	20'	40"	40"HQ
WG604-3E	3	68cm	24.5cm	117x55x48cm	127x24x44cm	4/4.1kg	853	1766	2071
WG604-4E	4	92cm	24.5cm	142x70x50cm	152x24x45cm	5.1/5.2kg	697	1443	1692
WG604-5E	5	117cm	24.5cm	165x86x52cm	178x24x46cm	6.3/6.4kg	582	1205	1414
WG604-6E	6	142cm	24.5cm	192x100x56cm	205x24x47cm	7/7.1kg	495	1024	1201

ОЛОН ТӨРЛИЙН ЗОРИУЛАЛТАЙ ШАТ

SECTION EXTENSION LADDER 升降梯/两托

easy, strong, durable.
简单, 结实, 耐用



may choose colour
颜色选择



safety lock
安全锁扣

lock
锁住



NO.WG605-7B

THICKNESS:1.2MM

MAX LOAD:150KG

PACKING:SHRINK WRAP

Item no.	NO.of step	Straight height	"A" type height	Width	Step distance	Package size	N.W/G.W	20'	40"	40"HQ
型号	步数	直梯高度	人字梯高度	宽度	步距	包装尺寸	净重/毛重	20'	40"	40"HQ
WG605-7B	2x7	300cm	180cm	39.5cm	27cm	191x40x11cm	6.6/6.7kg	371	769	901
WG605-8B	2x8	354cm	205cm	39.5cm	27cm	218x40x11cm	7.4/7.5kg	325	673	790
WG605-9B	2x9	408cm	230cm	39.5cm	27cm	245x40x11cm	7.8/7.9kg	289	599	703
WG605-10B	2x10	462cm	255cm	45.5cm	27cm	272x46x11cm	9.3/9.4kg	226	469	549
WG605-11B	2x11	516cm	280cm	45.5cm	27cm	299x46x11cm	9.9/10.1kg	206	426	500
WG605-12B	2x12	570cm	305cm	45.5cm	27cm	326x46x11cm	10.9/11.1kg	189	391	458
WG605-13B	2x13	624cm	330cm	45.5cm	27cm	353x46x11cm	11.7/11.9kg	174	361	423
WG605-14B	2x14	678cm	355cm	45.5cm	27cm	380x46x11cm	12.3/12.5kg	162	335	393
WG605-15B	2x15	732cm	380cm	45.5cm	27cm	407x46x11cm	12.6/12.8kg	151	313	367

ОЛОН ТӨРЛИЙН ЗОРИУЛАЛТАЙ ШАТ

SECTION EXTENSION LADDER 升降梯/三托



safety rope 安全绳
double guard 双重保险



balance bar 平衡杠
anti-slip shoes 防滑脚套



safety groove 安全铁扣



extended balance beam 加长平衡杆



NO.WG606-8B

THICKNESS:1.2MM

MAX LOAD:150KG

PACKING:SHRINK WRAP

Item no.	NO.of step	Straight height	"A" type height	Width	Step distance	Package size	N.W/G.W	20'	40"	40"HQ
型号	步数	直梯高度	人字梯高度	宽度	步距	包装尺寸	净重/毛重	20'	40"	40"HQ
WG606-7B	3x7	410cm	180cm	45.5cm	27cm	191x46x16cm	10.0/10.1kg	222	460	540
WG606-8B	3x8	491cm	205cm	45.5cm	27cm	218x46x16cm	11.1/11.2kg	195	403	473
WG606-9B	3x9	572cm	230cm	45.5cm	27cm	245x46x16cm	12.2/12.3kg	173	359	421
WG606-10B	3x10	653cm	255cm	45.5cm	27cm	272x46x16cm	13.2/13.4kg	156	323	379
WG606-11B	3x11	734cm	280cm	45.5cm	27cm	299x46x16cm	14.5/14.7kg	142	294	345
WG606-12B	3x12	815cm	305cm	45.5cm	27cm	326x46x16cm	15.4/15.6kg	130	270	316
WG606-13B	3x13	896cm	330cm	45.5cm	27cm	353x46x16cm	16.9/17.1kg	120	249	292
WG606-14B	3x14	977cm	355cm	45.5cm	27cm	380x46x16cm	18.4/18.6kg	112	231	271
WG606-15B	3x15	1058cm	380cm	45.5cm	27cm	407x46x16cm	18.8/19.0kg	104	216	253

ОЛОН ТӨРЛИЙН ЗОРИУЛАЛТАЙ ШАТ

SECTION EXTENSION LADDER 升降梯/两托



safety lock
安全锁扣

lock
锁住



NO.WG605-9



PACKING: SHRINK WRAP

THICKNESS:1.25-1.35MM **MAX LOAD:150KG**

Item no	NO.of steps	straight height	"A" type height	width	Step distance	Pack size	N.W/G.W	20'	40"	40"HQ
型号	步数	直梯高度	人字梯高度	宽度	步距	包装尺寸	净重/毛重	20'	40"	40"HQ
WG605-7	2X7	300cm	180cm	39.5cm	27cm	191x40x11cm	7.3/7.6KG	360	720	780
WG605-8	2X8	354cm	205cm	39.5cm	27cm	218x40x11cm	8.0/8.3KG	300	600	660
WG605-9	2X9	408cm	230cm	39.5cm	27cm	246x40x11cm	8.8/9.1KG	220	440	580
WG605-10	2X10	435cm	255cm	45.5cm	27cm	272x46x11cm	10.0/10.3KG	110	330	500
WG605-11G	2X11	516cm	282cm	45.5cm	27cm	299x46x11cm	11.0/11.3KG	110	330	380

ОЛОН ТӨРЛИЙН ЗОРИУЛАЛТАЙ ШАТ

SECTION EXTENSION LADDER 升降梯/三托



safety lock
安全锁扣



lock
锁住



NO.WG606-8



NO.WG606-11G

PACKING: SHRINK WRAP

MAX LOAD:150KG

Item no	NO.of steps	straight height	"A" type height	width	Step distance	Pack size	N.W/G.W	20'	40'	40"HQ
型号	步数	直梯高度	人字梯高度	宽度	步距	包装尺寸	净重/毛重	20'	40"	40"HQ
WG606-7	3X7	408cm	180cm	45.5cm	27cm	192x46x16cm	11.1/11.4kg	230	460	540
WG606-8	3X8	489cm	205cm	45.5cm	27cm	219x46x16cm	12.3/12.6kg	200	400	485
WG606-9	3X9	544cm	230cm	45.5cm	27cm	245x46x16cm	14.4/4.7kg	175	350	410
WG606-10	3X10	596cm	256cm	45.5cm	27cm	272x46x16cm	15.7/16.0kg	155	310	360
WG606-11G	3X11	706cm	282cm	45.5cm	28cm	310x45.5x19.5cm	18.1/18.4kg	80	210	240

ОЛОН ТӨРЛИЙН ЗОРИУЛАЛТАЙ ШАТ

MULTIPURPOSE LADDER 多功能梯



steel platform
铁板工作台



steel tools table
铁板工具台



NO.WG607-336G



WORK PLATFORM
工作台



NO.WG607-462G

PACKING: SHRINK WRAP WITH COLOR COVER

THICKNESS:1.25-1.8MM

MAX LOAD:150KG

Item no.	NO.of step	straight height	"A"type height	Platform height	Step distance	Pack size	N.W/G.W	20'	40"HQ
型号	步数	直梯高度	人字梯高度	工作台高度	步距	包装规格	净重/毛重	20'	40"HQ
WG607-336G	4X3	336cm	123cm	86cm	27cm	91x26x34cm	11.3/11.5kg	340	820
WG607-350A	4X3	335cm	374cm	94cm	28cm	95x26x38cm	12.7/12.9kg	280	730
WG607-370G	4X3	370cm	180cm	99.5cm	29cm	101x26x37cm	12.9/13.2kg	270	690
WG607-462G	4X3	462cm	225cm	---	28cm	22x26x37cm	14.4/14.7kg	215	510

ОЛОН ТӨРЛИЙН ЗОРИУЛАЛТАЙ ШАТ

MULTIPURPOSE LADDER 多功能梯



may choose colour
颜色选择



Small joints
小关节



NO.WG607-250



NO.WG607-370



NO.WG607-475



NO.WG607-580



NO.WG607-486



NO.WG607-336

PACKING: SHRINK WRAP WITH COLOR COVER

THICKNESS:1.2MM

MAX LOAD:150KG


Item no.	NO.of step	Straight height	"A" type height	Platform height	Step distance	Package size	N.W/G.W	20'	40"	40"HQ	Only for china 内销	
型号	步数	直梯高度	人字梯高度	工作台高度	步距	包装尺寸	净重/毛重	20'	40"	40"HQ	包装尺寸	毛重
WG607-250	4x2	250cm	123cm	74cm	29cm	71x28x38cm	9.6/9.9kg	371	768	900	77x29.5x39cm	11.4kg
WG607-370	4x3	370cm	180cm	101cm	29cm	101x28x38cm	11.2/11.5kg	261	540	633	107x29.5x39cm	13.5kg
WG607-475	4x4	475cm	230cm	126cm	28cm	127x28x38cm	12.7/13kg	207	429	503	152x29.5x39cm	14.1kg
WG607-580	4x5	580cm	280cm	154cm	28cm	154x28x38cm	14.1/14.4kg	170	352	412	161x29.5x39cm	16.0kg
WG607-486	4x3+2x2	486cm	235cm	185cm	29cm	101x41x38cm	16/16.3kg	178	369	432	103x42.5x38.5cm	17.5kg
WG607-336	4x3	336cm	163cm	90cm	27cm	91x28x34cm	10/10.2kg	323	669	785	-----	-----

ОЛОН ТӨРЛИЙН ЗОРИУЛАЛТАЙ ШАТ

MULTIPURPOSE LADDER 多功能梯



may choose colour:
颜色选择



NO.WG607-370A NO.WG607-475A NO.WG607-580A NO.WG607-700A NO.WG607-810A NO.WG607-920A

BIG JOINT

MAX LOAD:150KG

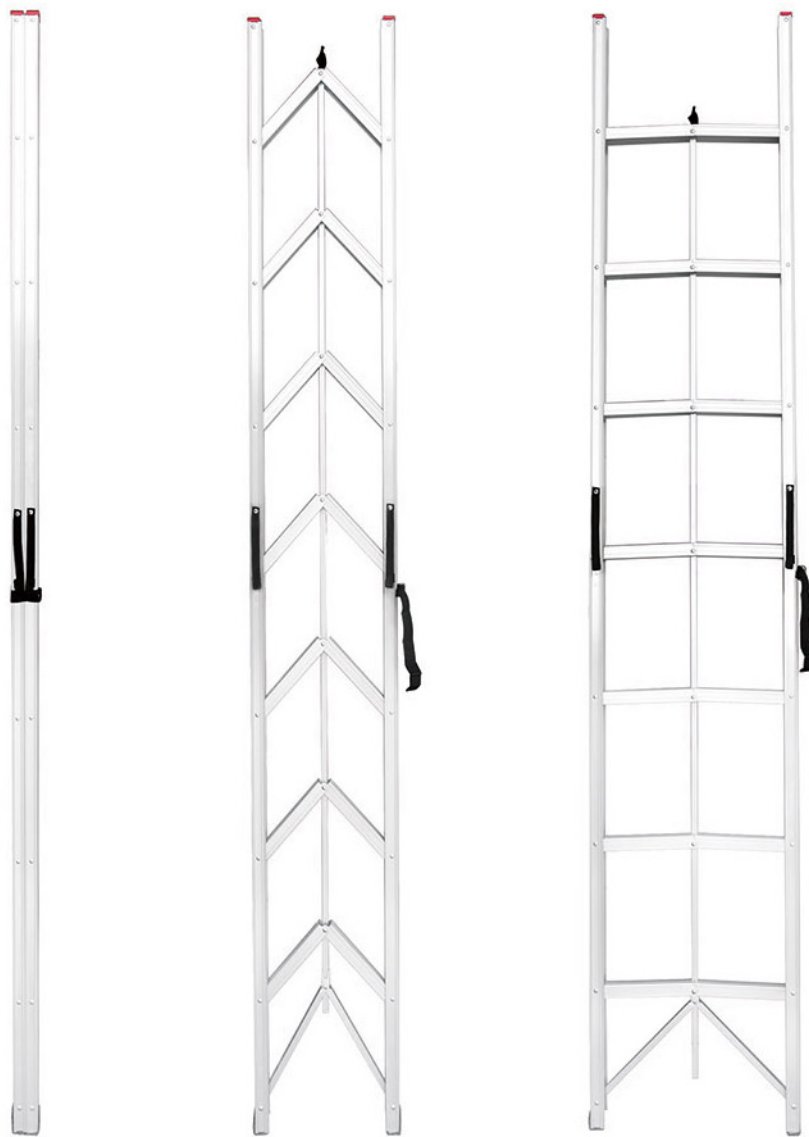
PACKING: SHRINK WPAP COLOR COVER

Item no.	NO.of step	Straight height	"A" type height	Platform height	Step distance	Package size	N.W/G.W	20'	40'	40"HQ	Only for china 内销	
型号	步数	直梯高度	人字梯高度	工作台高度	步距	包装尺寸	净重/毛重	20'	40'	40"HQ	包装尺寸	毛重
WG607-370A	4x3	370cm	180cm	101cm	29cm	101x26x38cm	12.7/13kg	281	581	681	107x28x39cm	13.8kg
WG607-475A	4x4	475cm	230cm	126cm	28cm	128x26x38cm	14.2/14.5kg	221	459	538	132x28x39cm	15kg
WG607-580A	4x5	580cm	280cm	154cm	28cm	154x26x38cm	15.9/16.2kg	183	379	444	161x28x39cm	17.4kg
WG607-700A	4x6	700cm	336cm	185cm	28cm	185x26x38cm	17.7/18kg	153	317	372	188x28x39cm	19.4kg
WG607-810A	4x7	810cm	388cm	208cm	28cm	213x26x38cm	20.7/21kg	133	276	323	215x28x39cm	23.4kg
WG607-920A	4x8	920cm	440cm	231cm	28cm	241x26x38cm	22.4/22.7kg	118	244	286	246x28x39cm	25.3kg
WG607-1030A	4x9	1030cm	492cm	254cm	28cm	269x26x38cm	24.2/24.6kg	105	218	256	274x28x39cm	26.6kg
WG607-1140A	4x10	1140cm	544cm	287cm	28cm	297x26x38cm	26/26.4kg	95	198	232	302x28x39cm	29.7kg
WG607-700B	4x6	700cm	336cm	185cm	28cm	185x26x38cm	18.9/19.2kg	153	317	372	188x28x39cm	21.5KG
WG607-546A	6x3	546cm	263cm	186cm	28cm	101x41x38cm	19.6/19.9kg	178	369	432	106x42.5x39cm	21.1kg

ОЛОН ТӨРЛИЙН ЗОРИУЛАЛТАЙ ШАТ

FOLDING LADDER 单边棍子梯

- novel style 外观新颖
- good deposit 易存放
- easy operation 操作简单
- solid and practical 结实耐用
- easy and hangty to carrg 轻便易携带



single straight lader 单梯 NO.WG608-7A

THICKNESS:1.2MM

MAX LOAD:150KG

PACKING: SHRINK WRAP

Item no.	NO.of step	Step distance	Open size	Package size	N.W/G.W	20'	40"	40"HQ
型号	步数	步距	展开尺寸	包装尺寸	净重/毛重	20'	40"	40"HQ
WG608-6A	6	30cm	209x44.5x6cm	210x7x6cm	3.7/3.8kg	3175	6575	7710
WG608-7A	7	30cm	239x44.5x6cm	240x7x6cm	4.3/4.4kg	2778	5753	6746
WG608-8A	8	30cm	269x44.5x6cm	270x7x6cm	4.9/5.0kg	2469	5114	5996
WG608-9A	9	30cm	299x44.5x6cm	300x7x6cm	5.5/5.6kg	2222	4602	5397
WG608-10A	10	30cm	329x44.5x6cm	330x7x6cm	6.1/6.2kg	2020	4184	4906
WG608-11A	11	30cm	359x44.5x6cm	360x7x6cm	6.7/6.9kg	1852	3835	4497

ОЛОН ТӨРЛИЙН ЗОРИУЛАЛТАЙ ШАТ

FOLDING LADDER 人字棍子梯

may choose colour:

颜色选择



anti-slip foot
防滑脚套



NO.WG608-3



NO.WG608-4



NO.WG608-5

THICKNESS:1.2MM

MAX LOAD:150KG

PACKING: CARTON BOX

Item no.	NO.of step	Step distance	Open size	Package size	N.W/G.W	20'	40"	40"HQ
型号	步数	步距	展开尺寸	包装尺寸	净重/毛重	20'	40"	40"HQ
WG608-3	3	30cm	113x93x44.5cm	124x13x9cm	4.4/5.4kg	1930	3997	4687
WG608-4	4	30cm	142x114x44.5cm	154x13x9cm	5.3/6.3kg	1554	3218	3774
WG608-5	5	30cm	171x136x44.5cm	184x13x9cm	6.6/7.6kg	1301	2694	3159
WG608-6	6	30cm	200x160x44.5cm	214x13x9cm	7.8/8.8kg	1118	2316	2716

ОЛОН ТӨРЛИЙН ЗОРИУЛАЛТАЙ ШАТ

FOLDING LADDER 棍子梯

●strong 结实的 ●durable 耐用



lock
锁住



unlock
打开



anti-slip shoes
防滑脚



multiple strong frame
多重稳固支架



NO.WG608-3B



NO.WG608-5B

THICKNESS:1.2MM

MAX LOAD:150KG

PACKING: CARTON BOX

Item no.	NO.of step	Step distance	Open size	Package size	N.W/G.W	20'	40"	40"HQ
型号	步数	步距	展开尺寸	包装尺寸	净重/毛重	20'	40"	40"HQ
WG608-3B	3	30cm	122x77x45cm	129x11.5x9.5cm	6.0/6.9kg	1987	4115	4825
WG608-4B	4	30cm	151x93x48cm	159x11.5x9.5cm	7.5/8.4kg	1612	3338	3915
WG608-5B	5	30cm	180x109x51cm	190x11.5x9.5cm	9.0/10.0kg	1349	2794	3276

ОЛОН ТӨРЛИЙН ЗОРИУЛАЛТАЙ ШАТ

DOUBLE-USING FOLDING JOINT LADDER 关节两用折叠梯

● dual-use 双重用途



may choose colour:
颜色选择

single straight ladder
单梯

A- "type"
人字梯



NO.WG609-7



NO.WG609-7

THICKNESS:1.2MM

MAX LOAD:150KG

PACKING: SHRINK WRAP

Item no.	NO.of step	Straight height	"A" type height	Step distance	Package size	N.W/G.W	20'	40"	40"HQ
型号	步数	直梯高度	人字梯高度	步距	包装尺寸	净重/毛重	20'	40"	40"HQ
WG609-5	2x5	301cm	145cm	28cm	154x38x14cm	6.4/6.5kg	342	708	830
WG609-7	2x7	402cm	195cm	28cm	202x38x14cm	8.1/8.2kg	261	540	633
WG609-9	2x9	502cm	242cm	27cm	256x38x14cm	9.4/9.5kg	206	426	499
WG609-11	2x11	602cm	290cm	27cm	302x38x14cm	11.0/11.2kg	174	361	423
WG609-13	2x13	702cm	340cm	27cm	378x38x14cm	12.4/12.6kg	139	288	338

ОЛОН ТӨРЛИЙН ЗОРИУЛАЛТАЙ ШАТ

STEP STOOL 洗车凳



NO.WG610-3




NO.WG610



close
合拢



NO.WG610A



footgrip
防滑条



NO.WG001



NO.WG002



NO.WG003



NO.WG004

HINGE

MAX LOAD:150KG

PACKING: CARTON BOX


Item no.	Open size	Close size	Pack size	N.W/G.W
型号	展开尺寸	收缩尺寸	包装尺寸	净重/毛重
WG610	48×37×24.5cm	48×37×9cm	52×41.5×43cm(5pcs)	3.4/3.6kg
WG610A	48×30×24.5cm	48×30×9cm	52×41.5×36cm(5pcs)	3.0/3.2kg
WG610-2	51×43×36cm	52×18×36cm	56×30×60cm(4pcs)	1.5/1.7kg
WG610-3	75×60×40cm	80×19×40cm	84×30×66cm(4pcs)	2.4/2.6kg
WG610-4	100×77×44cm	106×22×44cm	107×27.5×79cm(4pcs)	3.2/3.4kg
WG610-5	125×95×50cm	130×25×50cm	131×27.5×83cm(4pcs)	3.9/4.1kg
WG610-6	155×113×55cm	158×28×55cm	160×27.5×87cm(4pcs)	4.7/4.9kg

ОЛОН ТӨРЛИЙН ЗОРИУЛАЛТАЙ ШАТ

WORKING PLATFORM 工作台

●easy hanging and storage(简单实用)


轻巧，易携带，使用方便，易于存储。
表面有防滑设计。



superwide steps
超宽踏板



anti-slip shoes
防滑脚套



Non-slip surface
防滑平面



NO.WG611-A



NO.WG611-B



NO.WG611-C

MAX LOAD:150KG

Item no.	platform size	Open size	Pack size	N.W/G.W	20'	40'
型号	台面尺寸	展开尺寸	包装尺寸	净重/毛重	20'	40'
WG611-A	76X30cm	110.5x50x40cm	79x18.5x40cm	3.7/3.8kg	590	1260
WG611-B	86x30cm	120x48.5x38cm	90x17x38cm	5.0/5.1kg	480	1140
WG611-C	96x30cm	128.5x49x40cm	98x20x40cm	7.2/7.3kg	370	900

ОЛОН ТӨРЛИЙН ЗОРИУЛАЛТАЙ ШАТ

SCAFFOLDING LADDER 脚手架



multiple strong frame
多重稳固支架



anti-slip shoes
防滑脚



NO.WG617-7A



NO.WG617-7B



PACKING: SHRINK WRAP

MAX LOAD:150KG

Item no.	NO.of steps	platform size	A height	straight height	Step distance	Pack size	N.W/G.W
型号	步数	台面尺寸	人字梯高度	直梯高度	步距	包装尺寸	净重/毛重
WG617-7A	2x7	147x40x1.2cm	175cm	272cm	27cm	190x40x15.5cm	17.9/18.1kg
WG617-7B	2x7	147x40x1.2cm	175cm	272cm	27cm	190x40x15.5cm	16.4/16.6kg

ОЛОН ТӨРЛИЙН ЗОРИУЛАЛТАЙ ШАТ

FIBERGLASS LADDER 绝缘梯



NO.WG615-205



NO.WG615-403



MAX LOAD:150KG THICKNESS:2.0MM

PACKING: SHRINK WRAP

Item no.	NO.of step	Straight height	"A" type height	width	Package size	N.W/G.W	Package size
型号	步数	直梯高度	人字梯高度	平台高度	宽度	步距	包装尺寸
WG615-403	4x3	350cm	170cm	94CM	38cm	28cm	94x38X26cm
WG615-404	4X4	462cm	228cm	122CM	38cm	28cm	122x38X26cm
WG615-405	4X5	574cm	280cm	150CM	38cm	28cm	150x38X26cm
WG615-205	2X5	300cm	145cm	----	38cm	28cm	155x35x14cm
WG615-207	2X7	400cm	195cm	----	38cm	28cm	202x35x14cm
WG615-209	2X9	500cm	242cm	----	38cm	28cm	256x35x14cm

ОЛОН ТӨРЛИЙН ЗОРИУЛАЛТАЙ ШАТ

FIBERGLASS LADDER 绝缘梯



NO.WG616-6



removable step
可移动窄踏板

removable step
可移动宽踏板



NO.WG614-4

MAX LOAD:150KG

PACKING: SHRINK WRAP

Item no.	NO.of step	Open size	Step distance	Package size	N.W/G.W
型号	步数 	展开尺寸	步距 	包装尺寸	净重/毛重
WG614-4	2x4	115cm	24.5cm	84x14.5x126cm(2pcs)	6.6/6.9kg
WG614-5	2x5	137cm	24.5cm	88x14.5x151cm(2pcs)	8.0/8.3kg
WG614-6	2x6	160cm	24.5cm	91x14.5x176cm(2pcs)	9.5/9.8kg
WG614-7	2x7	183cm	24.5cm	94x14.5x201cm(2pcs)	10.9/11.2kg
WG614-8	2x8	205cm	24.5cm	96x14.5x226cm(2pcs)	12.4/12.7kg
WG616-6	2X6	288cm	30cm	190x43.5x16.5cm	11.7/12.0kg
WG616-8	2X8	408cm	30cm	250x43.5x16.5cm	14.2/14.5kg
WG616-10	2X10	528cm	30cm	310x43.5x16.5cm	16.8/17.0kg
WG616-12	2X12	648cm	30cm	370x43.5x16.5cm	19.3/19.6kg
WG616-14	2x14	768cm	30cm	430x43.5x16.5cm	21.9/22.2kg
WG616-16	2x16	888cm	30cm	490x43.5x16.5cm	24.4/24.7kg
WG616-18	2x18	1008cm	30cm	550x43.5x16.5cm	27.0/27.3kg
WG616-20	2x20	1128cm	30cm	660x43.5x16.5cm	29.6/30.0kg

ОЛОН ТӨРЛИЙН ЗОРИУЛАЛТАЙ ШАТ

多次性收缩梯单梯 ¥			家用铁梯B/C型 (4个1件) ¥		
WG600-200	(2.0米)	7步	WG604-2	(步)	
WG600-260	(2.6米)	9步	WG604-3	(步)	
WG600-290	(2.9米)	10步	WG604-4	(步)	
WG600-320	(3.2米)	11步	WG604-5	(步)	
WG600-380	(3.8米)	13步	WG604-6	(步)	
WG600-410	(4.1米)	14步	家用D型铝梯 (4个1件) ¥		
WG600-440	(4.4米)	15步	WG604-3A	(步)	
多次性收缩人字梯 ¥			WG604-4A	(步)	
WG600-400A	(2.0米+2.0米)	7步	WG604-5A	(步)	
WG600-520A	(2.6米+2.6米)	9步	WG604-6A	(步)	
WG600-580A	(2.9米+2.9米)	10步	家用不锈钢梯 (4个1件) ¥		
WG600-640A	(3.2米+3.2米)	11步	WG604-3D	(步)	
WG600-760A	(3.8米+3.8米)	13步	WG604-4D	(步)	
WG600-880A	(4.4米+4.4米)	15步	WG604-5D	(步)	
两用关节伸缩梯 ¥			WG604-6D	(步)	
WG601-320A	(3.2关节)	5步	升降托梯 ¥		
WG601-380A	(3.8关节)	6步	WG605-7B(2X7)		
WG601-440A	(4.4关节)	7步	WG605-8B(2X8)		
WG601-500A	(5.0关节)	8步	WG605-9B(2x9)		
WG601-560A	(5.6关节)	9步	WG605-10B(2x10)		
WG601-640A	(6.4关节)	8步	WG605-11B(2x11)		
一次性收缩单梯 ¥			WG605-12B(2x12)		
WG601-200新	(2.0米)	7步	WG606-7B(3X7)		
WG601-260新	(2.6米)	9步	WG606-8B(3X8)		
WG601-290新	(2.9米)	10步	WG606-9B(3x9)		
WG601-320新	(3.2米)	11步	WG606-10B(3x10)		
WG601-380新	(3.8米)	13步	WG606-11B(3x11)		
WG601-410新	(4.1米)	14步	WG606-12B(3x12)		
WG601-440新	(4.4米)	15步	关节折叠梯 ¥		
家用铝梯 (2个/件) ¥			WG609-5		
WG604-3	(步)	元/台	WG609-7		
WG604-4	(步)	元/台	WG609-9		
WG604-5	(步)	元/台	WG609-11		
WG604-6	(步)	元/台	WG609-13		
WG604-7	(步)	元/台	多功能梯		
WG604-8	(步)	元/台	WG607-250	(4*2)	
WG604-9	(步)	元/台	WG607-370	(4*3)	
			WG607-475	(4*4)	
			WG607-580	(4*5)	
			WG607-486	(4*3+2*2)	

英文中性包装-不含税不含运费RMB